



MATCH REPORT

USL CUP

Saturday, August 10, 2024 at 7:00 PM EDT

City Stadium



RICHMOND KICKERS

1(6) - 1(5)




TORMENTA

OVERVIEW

RICHMOND KICKERS VS TORMENTA


SCOREBOARD

Richmond Kickers




1(6) - 1(5)

(1 - 1)



Tormenta

LINEUPS



GOALS

| | |
|---|--|
| <p>J. Sukow (24') Nil Vinyals (91') S. Fitch (93') João Gomiero (96') A. Billhardt (97') J. Sukow (99') R. Sierakowski (100')</p> | <p>N. Watson (6') G. Rodríguez (91') A. Wehner (92') J. Dengler (94') A. Walker (95') T. D'Almeida (98')</p> |
|---|--|

BENCH

| | | |
|-------------------------|----|-------------------|
| Nathan Aune 24 | 30 | Conor Doyle |
| Adrian Billhardt 20 | 11 | Jackson Khoury |
| Arthur Bosua 9 | 19 | Tavio D'Almeida |
| João Gomiero 8 | 20 | Collin Mocyunas |
| Pablo Jara 1 | 3 | Joshua Ramos |
| Maximiliano Schenfeld 5 | 17 | Gabriel Rodríguez |
| Ryan Sierakowski 11 | 15 | Austin Wehner |
| Nicholas Simmonds 37 | - | Unknown Player |
| James Vaughan 17 | - | Unknown Player |

MANAGERS

| | |
|-----------------|-------------|
| Darren Sawatzky | Ian Cameron |
|-----------------|-------------|

OFFICIALS

| | | |
|---------------------------|-----------------------------------|-----------------|
| Referee | Assistant Referees | Fourth Official |
| Erick Moises Lezama Pavon | Joseph Knoff & William Steffen | Josiah Parke |

MATCH STATISTICS

RICHMOND KICKERS VS TORMENTA

| SCOREBOARD | | |
|------------------|--------------------|----------|
| Richmond Kickers | 1(6) - 1(5) | Tormenta |
| | (1 - 1) | |

| GOALS & RED CARDS | |
|--|--|
| J. Sukow (24', A: E. Terzaghi) | N. Watson (6') |
| Nil Vinyals (91'), S. Fitch (93'), João Gomiero (96'), A. Billhardt (97'), J. Sukow (99'), R. Sierakowski (100') | G. Rodríguez (91'), A. Wehner (92'), J. Dengler (94'), A. Walker (95'), T. D'Almeida (98') |
| E. Terzaghi (94') | Jackson Khoury (96'), D. Steedman (99') |

| MATCH STATISTICS | | |
|------------------|-----------------------------------|-----------|
| Home Team | Statistic | Away Team |
| 40.8 | POSSESSION % | 59.2 |
| 1.45 | EXPECTED GOALS | 0.55 |
| 16 | TOTAL SHOTS | 9 |
| 6 | SHOTS ON TARGET | 5 |
| 7 | SHOTS OFF TARGET | 4 |
| 3 | SHOTS BLOCKED | 0 |
| 13 | SHOTS FROM INSIDE THE BOX | 7 |
| 26 | TOUCHES INSIDE THE OPP. BOX | 18 |
| 358 | PASSES | 554 |
| 81.6 | PASSING ACCURACY % | 89.0 |
| 80 | PASSES IN FINAL THIRD | 128 |
| 66.3 | PASSING ACCURACY IN FINAL THIRD % | 78.1 |
| 16 | CROSSES (EXCLUDING CORNERS) | 11 |
| 9 | CORNERS WON | 3 |
| 0 | OFFSIDES | 0 |
| 16 | FOULS | 13 |
| 4 | YELLOW CARDS | 1 |
| 0 | RED CARDS | 0 |

MATCH TIMELINE

RICHMOND KICKERS VS TORMENTA

| SCOREBOARD | | |
|------------------|--------------------|----------|
| Richmond Kickers | 1(6) - 1(5) | Tormenta |
| | (1 - 1) | |

| MINUTE | |
|--------|---|
| 6' | Goal - N. Watson |
| 8' | Yellow Card - P. Spengler |
| 8' | Yellow Card - I. Cameron |
| 10' | Yellow Card - Z. Morán |
| 24' | Goal - J. Sukow (A: E. Terzaghi) |
| 45' | Substitution - N. Aune (In)/D. Barnathan (Out) |
| 45' | Substitution - M. Schenfeld (In)/Guilherme França (Out) |
| 45' | Substitution - R. Sierakowski (In)/C. O'Dwyer (Out) |
| 56' | Substitution - A. Billhardt (In)/L. Johnson (Out) |
| 61' | Substitution - J. Ramos (In)/A. Hassan (Out) |
| 61' | Substitution - Jackson Khoury (In)/M. Tunbridge (Out) |
| 62' | Yellow Card - A. Billhardt |
| 67' | Yellow Card - M. Schenfeld |
| 68' | Substitution - G. Rodríguez (In)/N. Watson (Out) |
| 68' | Substitution - A. Wehner (In)/S. Vivas (Out) |
| 68' | Substitution - João Gomiero (In)/Z. Morán (Out) |
| 76' | Substitution - T. D'Almeida (In)/P. Kilwien (Out) |
| 94' | Yellow Card - N. Aune |

TOP 5 PLAYERS

RICHMOND KICKERS VS TORMENTA



Richmond Kickers Top 5 Players

| SHOTS | |
|-------------------|---|
| Emiliano Terzaghi | 4 |
| Simon Fitch | 2 |
| Justin Sukow | 2 |
| Chandler O'Dwyer | 2 |
| João Gomiero | 2 |

| SHOTS ON TARGET | |
|-------------------|---|
| Emiliano Terzaghi | 2 |
| Simon Fitch | 1 |
| Justin Sukow | 1 |
| Nathan Aune | 1 |
| João Gomiero | 1 |

| CHANCES CREATED | |
|-------------------|---|
| Zacarías Morán | 3 |
| Nil Vinyals | 2 |
| Emiliano Terzaghi | 2 |
| Chandler O'Dwyer | 1 |
| Landon Johnson | 1 |

| COMPLETED PASSES | |
|------------------|----|
| Griffin Garnett | 40 |
| Guilherme França | 37 |
| Simon Fitch | 32 |
| Nil Vinyals | 28 |
| Zacarías Morán | 23 |

| COMPLETED PASSES FINAL THIRD | |
|------------------------------|----|
| Nil Vinyals | 12 |
| Simon Fitch | 9 |
| Emiliano Terzaghi | 6 |
| Landon Johnson | 5 |
| Maximiliano Schenfeld | 4 |

| CROSSES ATTEMPTED | |
|-----------------------|---|
| Nil Vinyals | 9 |
| Zacarías Morán | 3 |
| Adrian Billhardt | 3 |
| Maximiliano Schenfeld | 3 |
| Dakota Barnathan | 2 |

| SUCCESSFUL DRIBBLES | |
|-----------------------|---|
| Emiliano Terzaghi | 2 |
| Nil Vinyals | 1 |
| Landon Johnson | 1 |
| Maximiliano Schenfeld | 1 |

| TACKLES WON | |
|-------------------|---|
| Guilherme França | 3 |
| Simon Fitch | 2 |
| Landon Johnson | 2 |
| Emiliano Terzaghi | 2 |
| Ryan Sierakowski | 2 |

| RECOVERIES | |
|------------------|----|
| Ryan Shellow | 12 |
| Simon Fitch | 5 |
| Nil Vinyals | 5 |
| Adrian Billhardt | 3 |
| Ryan Sierakowski | 3 |

TOP 5 PLAYERS

RICHMOND KICKERS VS TORMENTA



Tormenta Top 5 Players

| SHOTS | |
|-------------------|---|
| Gabriel Rodríguez | 3 |
| Niall Watson | 2 |
| Jake Dengler | 1 |
| Callum Stretch | 1 |
| Daniel Steedman | 1 |

| SHOTS ON TARGET | |
|-------------------|---|
| Gabriel Rodríguez | 3 |
| Daniel Steedman | 1 |
| Niall Watson | 1 |
| | |
| | |

| CHANCES CREATED | |
|-------------------|---|
| Mason Tunbridge | 2 |
| Callum Stretch | 1 |
| Philip Spengler | 1 |
| Niall Watson | 1 |
| Gabriel Rodríguez | 1 |

| COMPLETED PASSES | |
|------------------|----|
| Aaron Walker | 72 |
| Jake Dengler | 66 |
| Daniel Steedman | 62 |
| Callum Stretch | 56 |
| Preston Kilwien | 54 |

| COMPLETED PASSES FINAL THIRD | |
|------------------------------|----|
| Aaron Walker | 16 |
| Callum Stretch | 13 |
| Mason Tunbridge | 11 |
| Philip Spengler | 11 |
| Daniel Steedman | 10 |

| CROSSES ATTEMPTED | |
|-------------------|---|
| Callum Stretch | 5 |
| Niall Watson | 3 |
| Daniel Steedman | 2 |
| Philip Spengler | 2 |
| Mason Tunbridge | 1 |

| SUCCESSFUL DRIBBLES | |
|---------------------|---|
| Philip Spengler | 4 |
| Mason Tunbridge | 3 |
| Daniel Steedman | 3 |
| Callum Stretch | 1 |
| Aaron Walker | 1 |

| TACKLES WON | |
|-----------------|---|
| Callum Stretch | 2 |
| Aaron Walker | 2 |
| Jake Dengler | 1 |
| Daniel Steedman | 1 |
| Niall Watson | 1 |

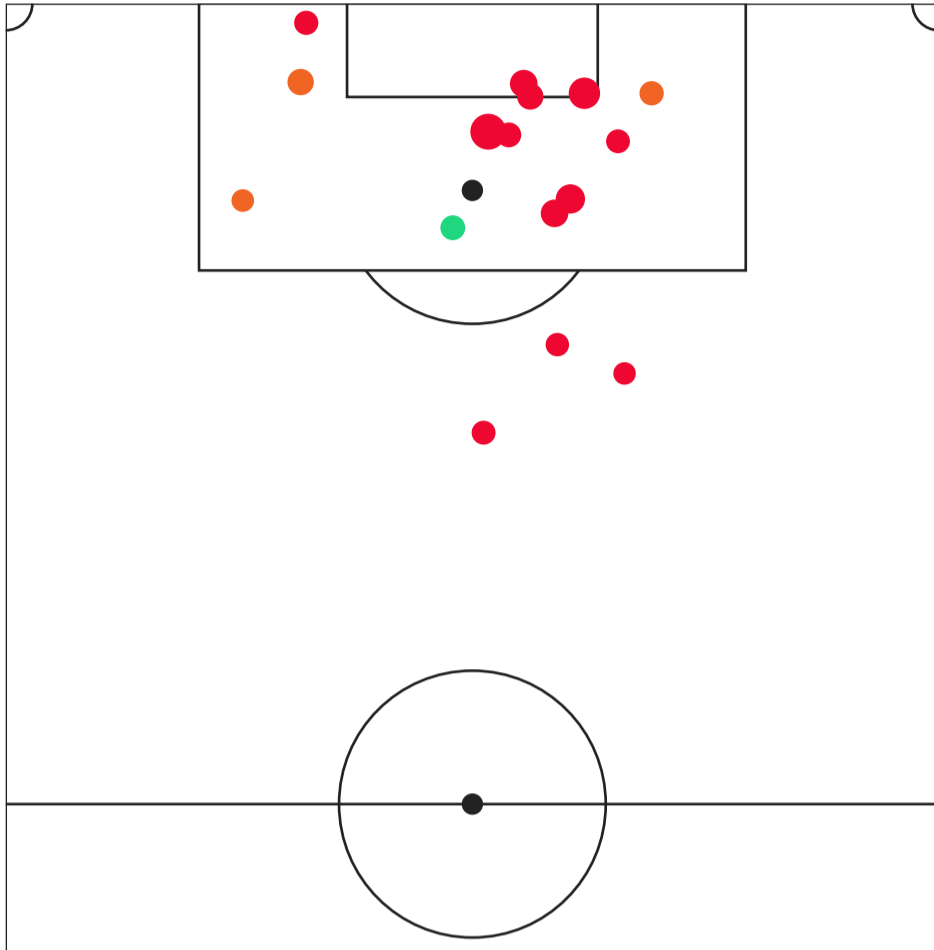
| RECOVERIES | |
|-----------------|----|
| Drew Romig | 10 |
| Preston Kilwien | 7 |
| Mason Tunbridge | 5 |
| Philip Spengler | 5 |
| Aaron Walker | 3 |

EXPECTED GOALS

RICHMOND KICKERS VS TORMENTA



Richmond Kickers Expected Goals



| PLAYER | | EXPECTED GOALS | |
|--------|-------------------|---------------------------------|------|
| 32 | Emiliano Terzaghi | <div style="width: 31%;"></div> | 0.31 |
| 24 | Nathan Aune | <div style="width: 27%;"></div> | 0.27 |
| 11 | Ryan Sierakowski | <div style="width: 19%;"></div> | 0.19 |
| 7 | Landon Johnson | <div style="width: 15%;"></div> | 0.15 |
| 4 | Simon Fitch | <div style="width: 12%;"></div> | 0.12 |
| 38 | Griffin Garnett | <div style="width: 12%;"></div> | 0.12 |
| 27 | Chandler O'Dwyer | <div style="width: 12%;"></div> | 0.12 |
| 19 | Justin Sukow | <div style="width: 10%;"></div> | 0.10 |
| 8 | João Gomiero | <div style="width: 7%;"></div> | 0.07 |

Probability

 Goal

 On Target

 Off Target

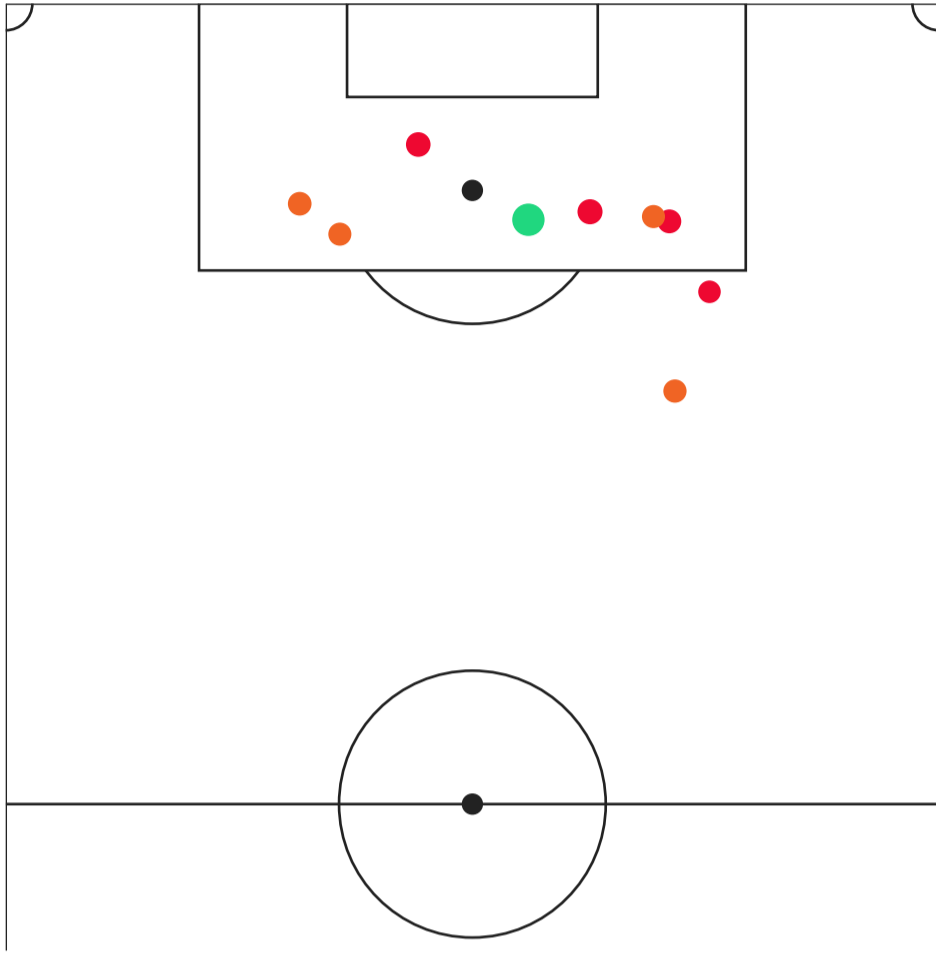
Note: Some shots may have been taken from the same location.

EXPECTED GOALS

RICHMOND KICKERS VS TORMENTA



Tormenta Expected Goals



| PLAYER | | EXPECTED GOALS | |
|--------|-------------------|----------------|------|
| 7 | Niall Watson | ■ | 0.25 |
| 17 | Gabriel Rodríguez | ■ | 0.11 |
| 15 | Austin Wehner | ■ | 0.07 |
| 25 | Jake Dengler | ■ | 0.06 |
| 8 | Daniel Steedman | ■ | 0.03 |
| 6 | Callum Stretch | ■ | 0.02 |

○ ○ ○ Probability ● Goal ● On Target ● Off Target

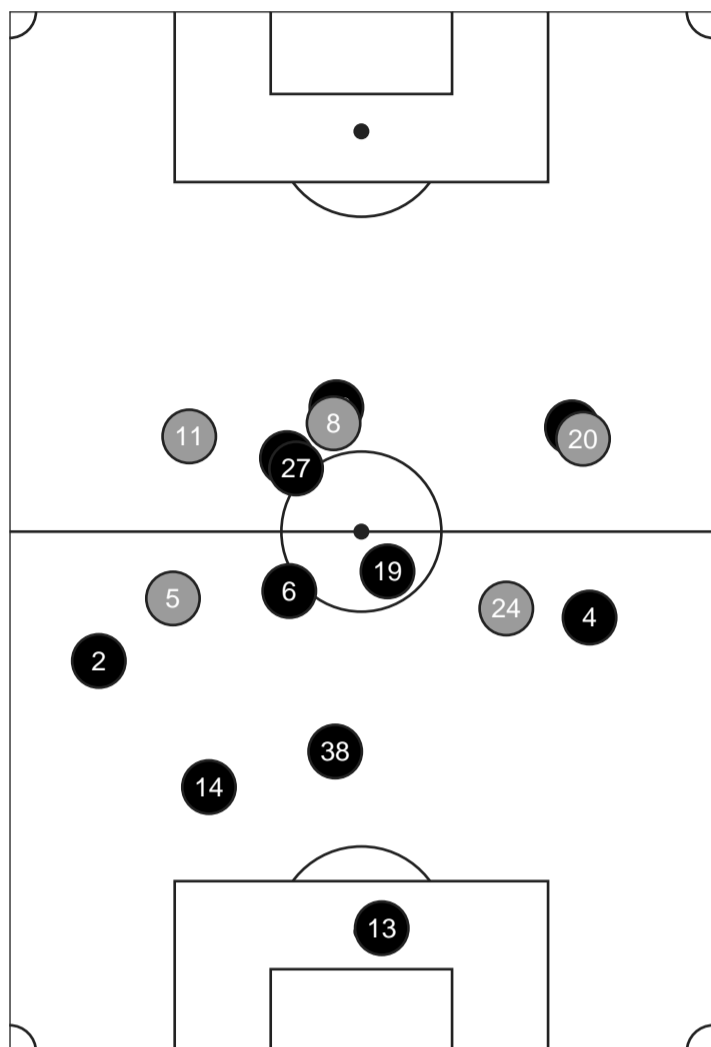
Note: Some shots may have been taken from the same location.

AVERAGE POSITIONS & TOUCHES

RICHMOND KICKERS VS TORMENTA



Richmond Kickers Average Positions & Touches



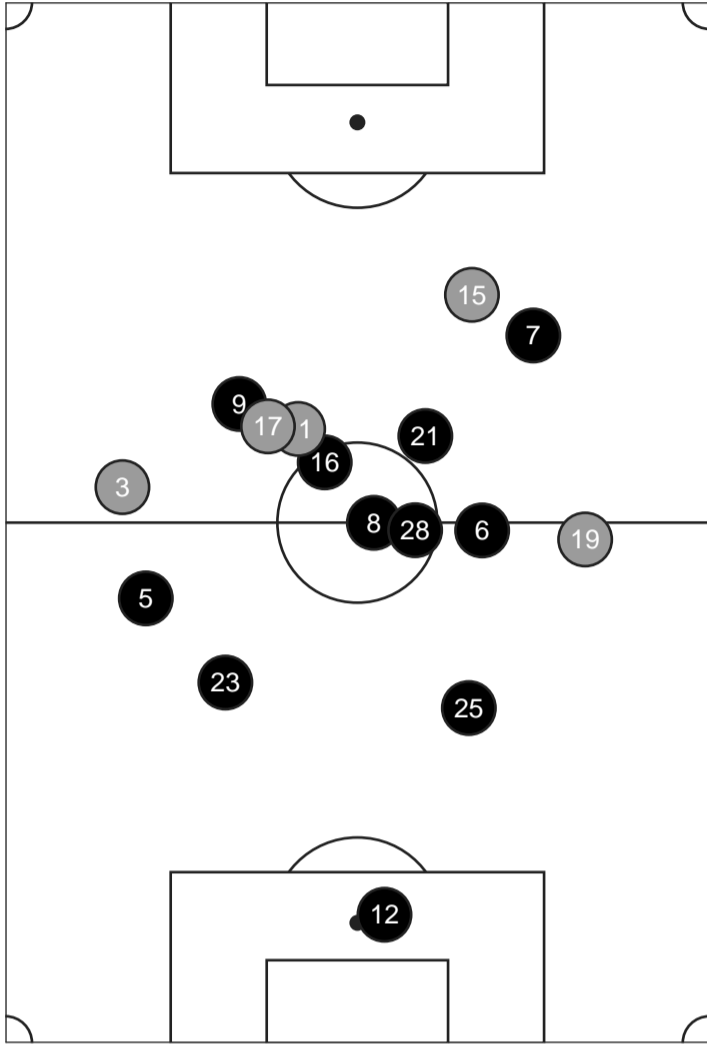
| PLAYER | TOUCHES |
|-------------------------|---------|
| 10 Nil Vinyals | 53 |
| 14 Guilherme França | 51 |
| 38 Griffin Garnett | 51 |
| 4 Simon Fitch | 51 |
| 13 Ryan Shellow | 39 |
| 32 Emiliano Terzaghi | 36 |
| 5 Maximiliano Schenfeld | 36 |
| 19 Justin Sukow | 35 |
| 2 Dakota Barnathan | 32 |
| 7 Landon Johnson | 32 |
| 6 Zacarías Morán | 31 |
| 24 Nathan Aune | 20 |
| 27 Chandler O'Dwyer | 17 |
| 11 Ryan Sierakowski | 17 |
| 20 Adrian Billhardt | 14 |
| 8 João Gomiero | 10 |

AVERAGE POSITIONS & TOUCHES

RICHMOND KICKERS VS TORMENTA



Tormenta Average Positions & Touches



| PLAYER | TOUCHES |
|----------------------|---------|
| 25 Jake Dengler | 87 |
| 8 Daniel Steedman | 87 |
| 6 Callum Stretch | 85 |
| 28 Aaron Walker | 84 |
| 23 Preston Kilwien | 65 |
| 21 Philip Spengler | 63 |
| 16 Mason Tunbridge | 41 |
| 5 Alsadiq Hasan | 37 |
| 12 Drew Romig | 35 |
| 7 Niall Watson | 32 |
| 9 Sebastián Vivas | 28 |
| 11 Jackson Khoury | 24 |
| 3 Joshua Ramos | 24 |
| 15 Austin Wehner | 13 |
| 19 Tavio D'Almeida | 12 |
| 17 Gabriel Rodríguez | 12 |

TEAM FOCUS - RICHMOND KICKERS

RICHMOND KICKERS VS TORMENTA

| PLAYER STATISTICS | | | | | | | | | | | | | | | | |
|---------------------------------|--------------|------------------|------------------|-----------------|-------------|----------------|--------------|-------------|------------------|----------------|-------------------|-------------|------------------|--------------|-----------------------|------------------|
| | Starting XI | | | | | | | | | | | Subs | | | | |
| | Ryan Shellow | Dakota Barnathan | Guilherme França | Griffin Garnett | Simon Fitch | Zacarias Morán | Justin Sukow | Nil Vinyals | Chandler O'Dwyer | Landon Johnson | Emiliano Terzaghi | Nathan Aune | Adrian Billhardt | João Gómiero | Maximiliano Schenfeld | Ryan Sierakowski |
| ACTUAL TIME PLAYED | 107:11 | 48:00 | 48:00 | 107:11 | 107:11 | 70:27 | 107:11 | 107:11 | 48:00 | 58:50 | 107:11 | 59:11 | 48:21 | 36:44 | 59:11 | 59:11 |
| GOALS | 0 | 0 | 0 | 0 | 0 | 0 | 1 | 0 | 0 | 0 | 0 | 0 | 0 | 0 | 0 | 0 |
| ASSISTS | 0 | 0 | 0 | 0 | 0 | 0 | 0 | 0 | 0 | 0 | 1 | 0 | 0 | 0 | 0 | 0 |
| SHOTS | 0 | 0 | 0 | 1 | 2 | 0 | 2 | 0 | 2 | 1 | 4 | 1 | 0 | 2 | 0 | 1 |
| SHOTS ON TARGET | 0 | 0 | 0 | 0 | 1 | 0 | 1 | 0 | 0 | 0 | 2 | 1 | 0 | 1 | 0 | 0 |
| CHANCES CREATED | 0 | 0 | 0 | 0 | 0 | 3 | 0 | 2 | 1 | 1 | 2 | 0 | 1 | 0 | 0 | 0 |
| TOUCHES | 39 | 32 | 51 | 51 | 51 | 31 | 35 | 53 | 17 | 32 | 36 | 20 | 14 | 10 | 36 | 17 |
| PASSES | 24 | 18 | 43 | 43 | 34 | 26 | 24 | 35 | 14 | 15 | 18 | 13 | 7 | 8 | 24 | 12 |
| ACCURATE PASSES | 19 | 14 | 37 | 40 | 32 | 23 | 19 | 28 | 9 | 12 | 16 | 9 | 4 | 6 | 18 | 6 |
| PASSING ACCURACY | 79.2 | 77.8 | 86 | 93 | 94.1 | 88.5 | 79.2 | 80 | 64.3 | 80 | 88.9 | 69.2 | 57.1 | 75 | 75 | 50 |
| PASSES IN FINAL THIRD | 2 | 1 | 1 | 2 | 11 | 4 | 6 | 16 | 5 | 8 | 8 | 0 | 3 | 3 | 6 | 4 |
| PASSING ACCURACY IN FINAL THIRD | 50 | 100 | 100 | 100 | 81.8 | 75 | 33.3 | 75 | 60 | 62.5 | 75 | 0 | 33.3 | 66.7 | 66.7 | 25 |
| CROSSES (INC. CORNERS) | 0 | 2 | 0 | 0 | 1 | 3 | 1 | 9 | 0 | 2 | 0 | 1 | 3 | 0 | 3 | 0 |
| DRIBBLES | 0 | 0 | 0 | 0 | 0 | 0 | 2 | 2 | 0 | 2 | 3 | 0 | 0 | 0 | 1 | 1 |
| SUCCESSFUL DRIBBLES | 0 | 0 | 0 | 0 | 0 | 0 | 0 | 1 | 0 | 1 | 2 | 0 | 0 | 0 | 1 | 0 |
| AERIAL DUELS WON | 0 | 0 | 2 | 2 | 2 | 1 | 0 | 0 | 0 | 0 | 0 | 2 | 0 | 0 | 0 | 3 |
| TACKLES | 0 | 0 | 3 | 0 | 2 | 0 | 1 | 1 | 0 | 3 | 2 | 2 | 1 | 0 | 0 | 3 |
| TACKLES WON | 0 | 0 | 3 | 0 | 2 | 0 | 0 | 1 | 0 | 2 | 2 | 1 | 1 | 0 | 0 | 2 |
| OFFSIDES | 0 | 0 | 0 | 0 | 0 | 0 | 0 | 0 | 0 | 0 | 0 | 0 | 0 | 0 | 0 | 0 |
| BLOCKS | 0 | 0 | 0 | 0 | 0 | 0 | 0 | 0 | 0 | 0 | 0 | 0 | 0 | 0 | 0 | 0 |
| POSSESSION WON | 12 | 1 | 1 | 0 | 5 | 2 | 0 | 5 | 2 | 2 | 1 | 0 | 3 | 1 | 1 | 3 |
| FOULS CONCEDED | 0 | 1 | 0 | 0 | 1 | 1 | 0 | 2 | 2 | 0 | 2 | 1 | 2 | 2 | 1 | 1 |
| FOULS WON | 0 | 1 | 0 | 0 | 1 | 0 | 0 | 2 | 1 | 2 | 2 | 0 | 1 | 0 | 2 | 0 |
| SAVES | 4 | 0 | 0 | 0 | 0 | 0 | 0 | 0 | 0 | 0 | 0 | 0 | 0 | 0 | 0 | 0 |
| YELLOW CARDS | 0 | 0 | 0 | 0 | 0 | 1 | 0 | 0 | 0 | 0 | 0 | 1 | 1 | 0 | 1 | 0 |
| RED CARDS | 0 | 0 | 0 | 0 | 0 | 0 | 0 | 0 | 0 | 0 | 0 | 0 | 0 | 0 | 0 | 0 |

TEAM FOCUS - TORMENTA

RICHMOND KICKERS VS TORMENTA

| PLAYER STATISTICS | | | | | | | | | | | | | | | | |
|---------------------------------|-------------|---------------|-----------------|--------------|----------------|-----------------|-----------------|--------------|-----------------|-----------------|--------------|----------------|-----------------|--------------|-------------------|---------------|
| | Starting XI | | | | | | | | | | | Subs | | | | |
| | Drew Romig | Alsadiq Hasan | Preston Kilwien | Jake Dengler | Callum Stretch | Mason Tunbridge | Daniel Steedman | Aaron Walker | Philip Spengler | Sebastián Vivas | Niall Watson | Jackson Khoury | Tavio D'Almeida | Joshua Ramos | Gabriel Rodríguez | Austin Wehner |
| ACTUAL TIME PLAYED | 107:11 | 63:33 | 78:11 | 107:11 | 107:11 | 63:41 | 107:11 | 107:11 | 107:11 | 70:25 | 70:24 | 43:30 | 29:00 | 43:38 | 36:47 | 36:46 |
| GOALS | 0 | 0 | 0 | 0 | 0 | 0 | 0 | 0 | 0 | 0 | 1 | 0 | 0 | 0 | 0 | 0 |
| ASSISTS | 0 | 0 | 0 | 0 | 0 | 0 | 0 | 0 | 0 | 0 | 0 | 0 | 0 | 0 | 0 | 0 |
| SHOTS | 0 | 0 | 0 | 1 | 1 | 0 | 1 | 0 | 0 | 0 | 2 | 0 | 0 | 0 | 3 | 1 |
| SHOTS ON TARGET | 0 | 0 | 0 | 0 | 0 | 0 | 1 | 0 | 0 | 0 | 1 | 0 | 0 | 0 | 3 | 0 |
| CHANCES CREATED | 0 | 0 | 0 | 0 | 1 | 2 | 0 | 0 | 1 | 0 | 1 | 0 | 0 | 0 | 1 | 0 |
| TOUCHES | 35 | 37 | 65 | 87 | 85 | 41 | 87 | 84 | 63 | 28 | 32 | 24 | 12 | 24 | 12 | 13 |
| PASSES | 24 | 19 | 59 | 71 | 63 | 32 | 72 | 73 | 42 | 20 | 17 | 17 | 8 | 20 | 7 | 10 |
| ACCURATE PASSES | 17 | 16 | 54 | 66 | 56 | 25 | 62 | 72 | 40 | 16 | 11 | 16 | 7 | 19 | 7 | 9 |
| PASSING ACCURACY | 70.8 | 84.2 | 91.5 | 93 | 88.9 | 78.1 | 86.1 | 98.6 | 95.2 | 80 | 64.7 | 94.1 | 87.5 | 95 | 100 | 90 |
| PASSES IN FINAL THIRD | 4 | 3 | 8 | 7 | 15 | 16 | 16 | 16 | 12 | 8 | 8 | 2 | 1 | 5 | 2 | 5 |
| PASSING ACCURACY IN FINAL THIRD | 25 | 66.7 | 75 | 71.4 | 86.7 | 68.8 | 62.5 | 100 | 91.7 | 100 | 50 | 50 | 100 | 80 | 100 | 100 |
| CROSSES (INC. CORNERS) | 0 | 0 | 0 | 0 | 5 | 1 | 2 | 0 | 2 | 0 | 3 | 0 | 0 | 0 | 0 | 0 |
| DRIBBLES | 0 | 2 | 0 | 0 | 1 | 5 | 4 | 2 | 5 | 2 | 0 | 3 | 0 | 2 | 0 | 1 |
| SUCCESSFUL DRIBBLES | 0 | 0 | 0 | 0 | 1 | 3 | 3 | 1 | 4 | 0 | 0 | 1 | 0 | 0 | 0 | 0 |
| AERIAL DUELS WON | 0 | 1 | 0 | 3 | 0 | 0 | 0 | 0 | 0 | 1 | 0 | 0 | 0 | 0 | 0 | 0 |
| TACKLES | 0 | 1 | 0 | 1 | 2 | 0 | 1 | 2 | 0 | 0 | 1 | 1 | 0 | 0 | 0 | 0 |
| TACKLES WON | 0 | 0 | 0 | 1 | 2 | 0 | 1 | 2 | 0 | 0 | 1 | 0 | 0 | 0 | 0 | 0 |
| OFFSIDES | 0 | 0 | 0 | 0 | 0 | 0 | 0 | 0 | 0 | 0 | 0 | 0 | 0 | 0 | 0 | 0 |
| BLOCKS | 0 | 2 | 0 | 0 | 0 | 0 | 1 | 0 | 0 | 0 | 0 | 0 | 0 | 0 | 2 | 0 |
| POSSESSION WON | 10 | 1 | 7 | 2 | 1 | 5 | 2 | 3 | 5 | 2 | 1 | 0 | 1 | 2 | 1 | 0 |
| FOULS CONCEDED | 0 | 1 | 0 | 0 | 0 | 1 | 1 | 4 | 1 | 1 | 0 | 1 | 1 | 1 | 0 | 1 |
| FOULS WON | 0 | 1 | 0 | 0 | 1 | 0 | 1 | 3 | 6 | 0 | 2 | 0 | 0 | 1 | 0 | 0 |
| SAVES | 3 | 0 | 0 | 0 | 0 | 0 | 0 | 0 | 0 | 0 | 0 | 0 | 0 | 0 | 0 | 0 |
| YELLOW CARDS | 0 | 0 | 0 | 0 | 0 | 0 | 0 | 0 | 1 | 0 | 0 | 0 | 0 | 0 | 0 | 0 |
| RED CARDS | 0 | 0 | 0 | 0 | 0 | 0 | 0 | 0 | 0 | 0 | 0 | 0 | 0 | 0 | 0 | 0 |

RICHMOND KICKERS SEASON STATISTICS

RICHMOND KICKERS VS TORMENTA

| SEASON STATISTICS | | | | | | | | |
|-----------------------|--------------|--------|-------------|-------|------------------|---------|--------------|-----------|
| Player | Games Played | Starts | Mins Played | Goals | Penalties Scored | Assists | Yellow Cards | Red Cards |
| Simon Fitch | 7 | 7 | 609 | 0 | 0 | 2 | 1 | 0 |
| Griffin Garnett | 7 | 6 | 517 | 0 | 0 | 0 | 0 | 0 |
| Maximiliano Schenfeld | 7 | 5 | 494 | 0 | 0 | 0 | 4 | 0 |
| Dakota Barnathan | 6 | 6 | 489 | 0 | 0 | 0 | 3 | 0 |
| Adrian Billhardt | 6 | 5 | 459 | 2 | 0 | 1 | 1 | 0 |
| Zacarías Morán | 6 | 6 | 465 | 0 | 0 | 0 | 2 | 0 |
| Chandler O'Dwyer | 6 | 5 | 380 | 0 | 0 | 0 | 1 | 0 |
| Ryan Sierakowski | 6 | 3 | 292 | 1 | 0 | 0 | 0 | 0 |
| James Vaughan | 6 | 6 | 494 | 0 | 0 | 1 | 3 | 0 |
| Nil Vinyals | 6 | 6 | 540 | 2 | 0 | 1 | 2 | 0 |
| Arthur Bosua | 5 | 2 | 157 | 0 | 0 | 0 | 0 | 0 |
| Guilherme França | 5 | 4 | 321 | 0 | 0 | 0 | 3 | 0 |
| João Gomiero | 5 | 0 | 57 | 0 | 0 | 0 | 0 | 0 |
| Nathan Aune | 4 | 1 | 164 | 0 | 0 | 0 | 2 | 0 |
| Toni Pineda | 4 | 1 | 164 | 0 | 0 | 0 | 2 | 0 |
| Ryan Shellow | 4 | 4 | 360 | 0 | 0 | 0 | 0 | 0 |
| Justin Sukow | 4 | 3 | 296 | 1 | 0 | 0 | 0 | 0 |
| Emiliano Terzaghi | 4 | 2 | 231 | 0 | 0 | 1 | 0 | 0 |
| Pablo Jara | 3 | 3 | 270 | 0 | 0 | 0 | 0 | 0 |
| Gabe Cox | 2 | 0 | 8 | 0 | 0 | 0 | 0 | 0 |
| Landon Johnson | 2 | 1 | 71 | 0 | 0 | 0 | 0 | 0 |
| Chris Cole | 1 | 1 | 90 | 0 | 0 | 0 | 0 | 0 |
| Nicholas Simmonds | 1 | 0 | 2 | 0 | 0 | 0 | 0 | 0 |

TORMENTA SEASON STATISTICS

RICHMOND KICKERS VS TORMENTA

| SEASON STATISTICS | | | | | | | | |
|-------------------|--------------|--------|-------------|-------|------------------|---------|--------------|-----------|
| Player | Games Played | Starts | Mins Played | Goals | Penalties Scored | Assists | Yellow Cards | Red Cards |
| Tavio D'Almeida | 7 | 1 | 220 | 0 | 0 | 0 | 1 | 0 |
| Jackson Khoury | 7 | 4 | 374 | 1 | 0 | 0 | 0 | 0 |
| Preston Kilwien | 7 | 7 | 575 | 0 | 0 | 0 | 1 | 0 |
| Joshua Ramos | 7 | 3 | 378 | 0 | 0 | 0 | 1 | 0 |
| Daniel Steedman | 7 | 7 | 536 | 1 | 0 | 0 | 1 | 0 |
| Callum Stretch | 7 | 6 | 569 | 1 | 0 | 0 | 0 | 0 |
| Mason Tunbridge | 7 | 5 | 424 | 1 | 0 | 2 | 0 | 0 |
| Sebastián Vivas | 7 | 4 | 364 | 2 | 0 | 0 | 1 | 0 |
| Niall Watson | 7 | 2 | 235 | 1 | 0 | 0 | 0 | 0 |
| Jake Dengler | 6 | 5 | 425 | 0 | 0 | 0 | 2 | 0 |
| Philip Spengler | 6 | 5 | 403 | 0 | 0 | 1 | 2 | 0 |
| Nick Akoto | 5 | 4 | 346 | 0 | 0 | 0 | 0 | 0 |
| Pedro Fonseca | 5 | 4 | 354 | 0 | 0 | 0 | 2 | 0 |
| Drew Romig | 5 | 5 | 450 | 0 | 0 | 0 | 0 | 0 |
| Conor Doyle | 4 | 4 | 346 | 0 | 0 | 0 | 1 | 0 |
| Gabriel Rodríguez | 4 | 2 | 176 | 0 | 0 | 0 | 0 | 0 |
| Alsadiq Hasan | 3 | 3 | 212 | 0 | 0 | 0 | 1 | 0 |
| Austin Wehner | 3 | 1 | 112 | 1 | 0 | 0 | 0 | 0 |
| Pedro Campos | 2 | 0 | 26 | 0 | 0 | 0 | 0 | 0 |
| Aaron Lombardi | 2 | 2 | 135 | 0 | 0 | 0 | 1 | 0 |
| Ford Parker | 2 | 2 | 180 | 0 | 0 | 0 | 0 | 0 |
| Aaron Walker | 1 | 1 | 90 | 0 | 0 | 0 | 0 | 0 |